



Simply Intuitive.

The Hill-Rom® Advanta™ 2 Bed



Hill-Rom

Enhancing outcomes for patients and their caregivers.



The Care Grip patient egress assist handle is designed to facilitate safer bed entry and exit by providing ergonomically correct leverage for patients.

WE LISTENED TO NURSES FROM
MED-SURG UNITS
EVERYWHERE

TO INTEGRATE A NUMBER OF FEATURES
THAT FACILITATE AN INTUITIVE,

EMPOWERING
EXPERIENCE.



Advanta™ 2 Bed: Simply Intuitive.

At Hill-Rom, we understand that Med-Surg caregivers must possess a multitude of capabilities to treat patients effectively. We listened to nurses from Med-Surg units everywhere to make sure the Advanta™ 2 bed can help you navigate your ever increasing daily challenges.

The results: the Advanta™ 2 bed integrates several features that facilitate an intuitive, empowering experience for caregivers and patients alike.

An intuitive caregiver experience.

- + Four-corner brake and steer for easy mobility
- + One-button Dining Chair® feature places patients at a low height
- + Built-in bed extender lets a single caregiver add length to the bed
- + Integrated Line Manager keeps IV lines untangled and out of the way

Protect your patients from skin breakdown.

Designed by experienced clinical professionals, our comprehensive Safe Skin® program for the prevention and treatment of skin breakdown helps improve outcomes with the goal of making them repeatable and sustainable.

The bed's open architecture also lets you stretch your budget by choosing virtually any available support or therapy surface. By empowering patients with features that enhance their autonomy and facilitate their independence, the Advanta™ 2 bed improves their experience and is designed to deliver comfort.

An empowering patient experience.

- + Care Grip patient egress assist handle
- + In-rail storage compartment
- + Siderail patient positioning controls are freely accessible to the patient

Advanta™ 2 Bed: Simply Reliable.

Patient safety is the number one concern of every caregiver. That's why we created these state-of-the-art features to help the caregiver avoid potential safety issues and support fall prevention programs or protocols. The Advanta™ 2 bed is designed to promote safety at the bedside and throughout the facility.



One-button Dining Chair® position enables caregivers to place patient in the chair position while the bed remains at a low height.



The Electric Vascular Foot allows the caregiver to raise patient's feet without having to lift the weight of the patient's legs.



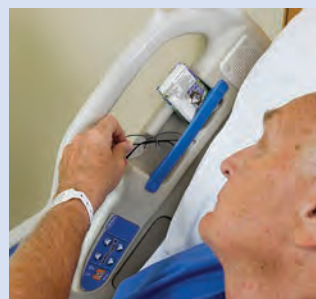
Point-of-Care® siderail controls are conveniently located in a central location, on both sides of the bed, where patient and caregiver interaction occurs.



The ergonomically correct Care Grip handle provides just the right grip for safer bed exit.



SlideGuard® bed articulation technology helps support patient positioning.



Convenient siderail storage provides the patient access to their cell phone, glasses or other personal items.

Advanta™ 2 Bed: Simply Empowering.

Technical Specifications

Frame width	40" (101.6 cm)	Low position floor to deck	15.75" (42.55 cm)
Frame length with head/footboard (w/ bumpers)		High position floor to deck	32.5" (82.55 cm)
normal	91" (231 cm)	Max head elevation	65°
extended	94" (238.9 cm)	Max Trend and Reverse Trend	16°
Sleep deck		Caster size	6" (15 cm)
width	36" (91.44 cm)	Safe working load	500 lbs
normal length	84" (213.4 cm)		
extended length	87" (221 cm)		
Bed clearance under frame	5.00" (12.70 cm)		
Optional scale system			
accuracy	+/- 2.2 lbs or 1.0% of patient weight w/e is greater		
weigh in any position	yes		
scale repeatability	0.2% of patient weight		

Brake Alarms

Battery Backup

Built-in Bed Extender

Open Architecture (Range of available mattresses)

SlideGuard® Technology Frame

Ability to send data to Nurse Call, EMR or other clinical applications



Emergency CPR



SafeView® System*

*Optional Features

Advanta™ 2 Bed: Available Wood Grain and Graphic Finishes.



Light Oak



Medium Oak




Wild Cherry



Green



Light Blue



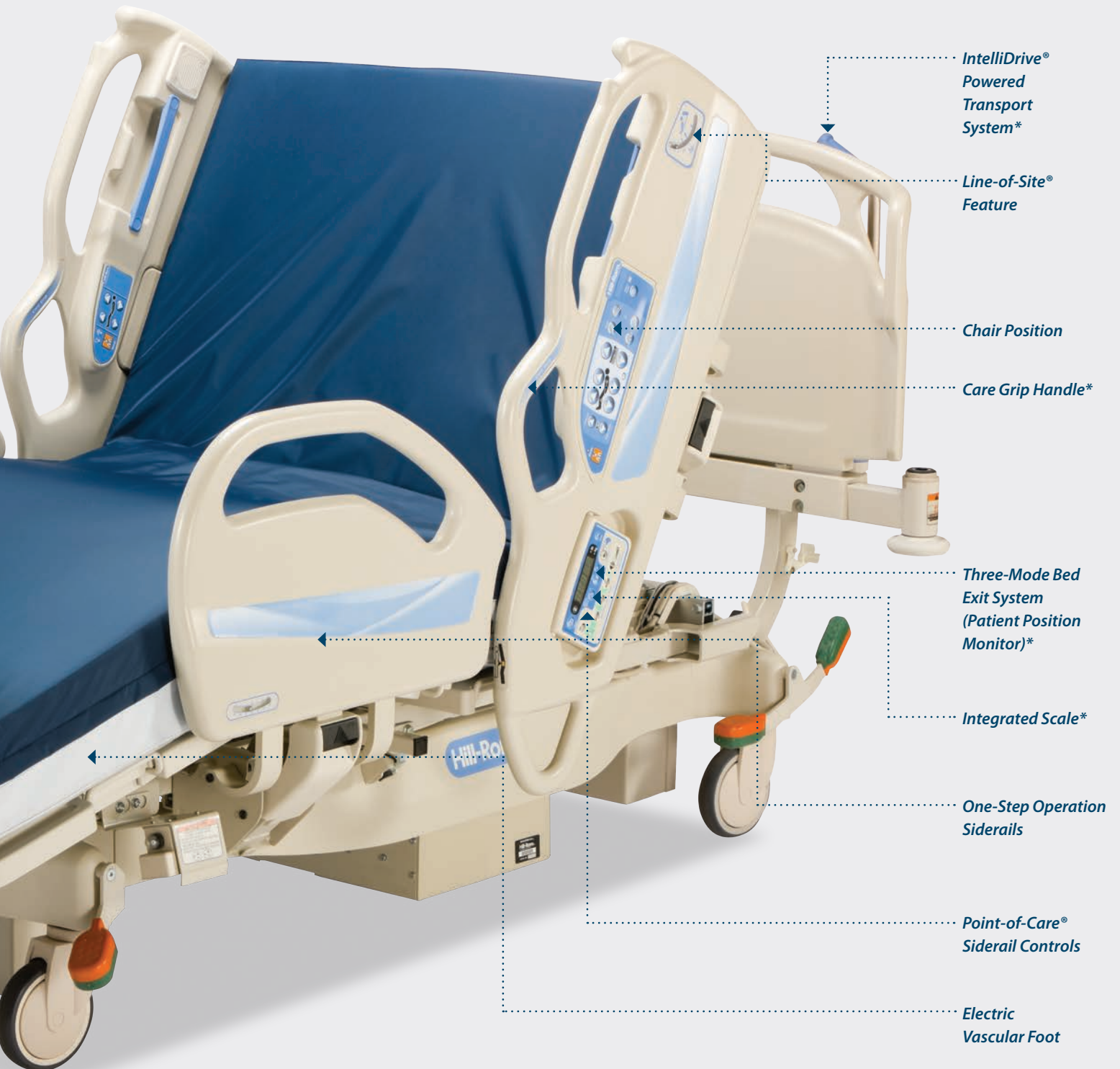
Hill-Rom Blue



Pediatric



Custom



**IntelliDrive®
Powered
Transport
System***

**Line-of-Site®
Feature**

Chair Position

Care Grip Handle*

**Three-Mode Bed
Exit System
(Patient Position
Monitor)***

Integrated Scale*

**One-Step Operation
Siderails**

**Point-of-Care®
Siderail Controls**

**Electric
Vascular Foot**

The pursuit of greater quality never ends.

Hill-Rom continuously innovates to ensure that we're providing the right tools that help you deliver the highest quality care. We take enormous pride in constructing equipment that enhances the caregiver experience, and we're always listening to our customers to see how we can build greater simplicity and ease of use into our products. It's just one indication of our commitment to the future and will drive even higher quality standards across our company.

To experience the difference, contact your Hill-Rom representative at **800-445-3730** or visit www.hill-rom.com.



Hill-Rom reserves the right to make changes without notice in design, specifications and models. The only warranty Hill-Rom makes is the express written warranty extended on the sale or rental of its products.

©2013 Hill-Rom Services, Inc. ALL RIGHTS RESERVED.

ORDER NUMBER 161274 rev 3 11/06/2013 ENG - US

Zinc Number US-AC-1013-0498

www.hill-rom.com

USA **800-445-3730**
CANADA **800-267-2337**

Enhancing outcomes for
patients and their caregivers:

Hill-Rom